

4020-K



- power to lift





LOADING GROUP		4020-K2	4020-K3	4020-K4	4020-K5	4020-K6	4020-K7	4020-K8
Type					KX+			
Hoist drive					HD5			
TECHNICAL DATA								
Load moment	tm	38.0	37.0	35.9	34.8	34.7	33.8	33.7
Hydraulic reach	m	8.1	10.1	12.2	14.4	16.6	19.0	21.3
Slewing torque	kgm				4000			
Slewing angle	°				cont.			
Working pressure	bar				365			
Weight excl. stabilizers	kg	3150	3410	3660	3900	4080	4240	4400
Weight of stabilizers, standard	kg				470			
Pump performance	l/min				80-110			
Oil tank capacity, separate tank	l				250			
Power consumption	kW				49-68			
GEOMETRY								
Height above mounting surface	mm				2384			
Width, folded	mm				2518			
Length of crane, no extra valves	mm	1148	1148	1148	1148	1148	1274	1274
Hook height 1,5 m from column	m	2.9	2.8	2.7	2.7	2.6	2.6	2.5
Dual Power Plus link arm system					Yes			
Over-bending on crane	°				15			
Over-bending on Fly-Jib	°				20	20		
CONTROL MODE								
Radio remote control of crane and stabilizer beams					Basic*			
Remote control box with HMF InfoCentre					Basic*			
Remote control box, linear control levers (L) or joysticks (J)					L / J*			
Stand-up controls with bracket for remote control box					Option*			
Top seat with bracket for remote control box					Option*			
CONTROLS								
RCL 5300 Safety System					Basic*			
Proportional control valve type (-d) for radio remote control					Basic*			
8 radio remote controlled stabilizer functions (crane + separate traverse)					Basic*			
Electronic speed adaptation system HDL-d					Basic*			
OPTIONS: HYDRAULIC EQUIPMENT								
Oil cooler					Basic*			
Fly-Jib 600 with 3 or 4 hydr. extensions						Option		
Fly-Jib 1000 with 4 or 5 hydr. extensions					Option			
2500 kg hydraulic winch on the crane					Option*			
2500 kg hydraulic winch over the Fly-Jib					Option	Option		
3200 kg hydraulic winch on the crane					Option*			
3200 kg hydraulic winch over the Fly-Jib					Option	Option		
Extra valves in hose guides		Option	Option	Option	Option	Option		
Extra valves in hose reels internally in the jib extensions		Option	Option	Option	Option	Option		
Extra valves in external hose reels							Option	Option
250 l oil tank mounted on the crane					Option*			
OTHER ACCESSORIES								
Number of manual extensions				3	3	3	3	2
Work light on crane					Option*			
Work light on Fly-Jib					Option	Option		
Available radio remote controlled valve section fitted on the base					Option*			
1 or 2 extra valves on Fly-Jib in hose reels					Option	Option		



RCL 5300

The RCL 5300 monitors the load moment of the crane as well as the vehicle stability and thereby, the safety of the crane operator.



HMF InfoCentre

The HMF InfoCentre indicates the functional condition of the crane as well as the reasons for crane stops and errors. With EVS, the current stability of the vehicle is also indicated.



Radio remote control

HMF's radio remote control offers an efficient, precise, safe and labour-saving tool.



Continuous slewing area

With HMF's powerful continuous slewing system, the working area of the crane is 360° - without stop.

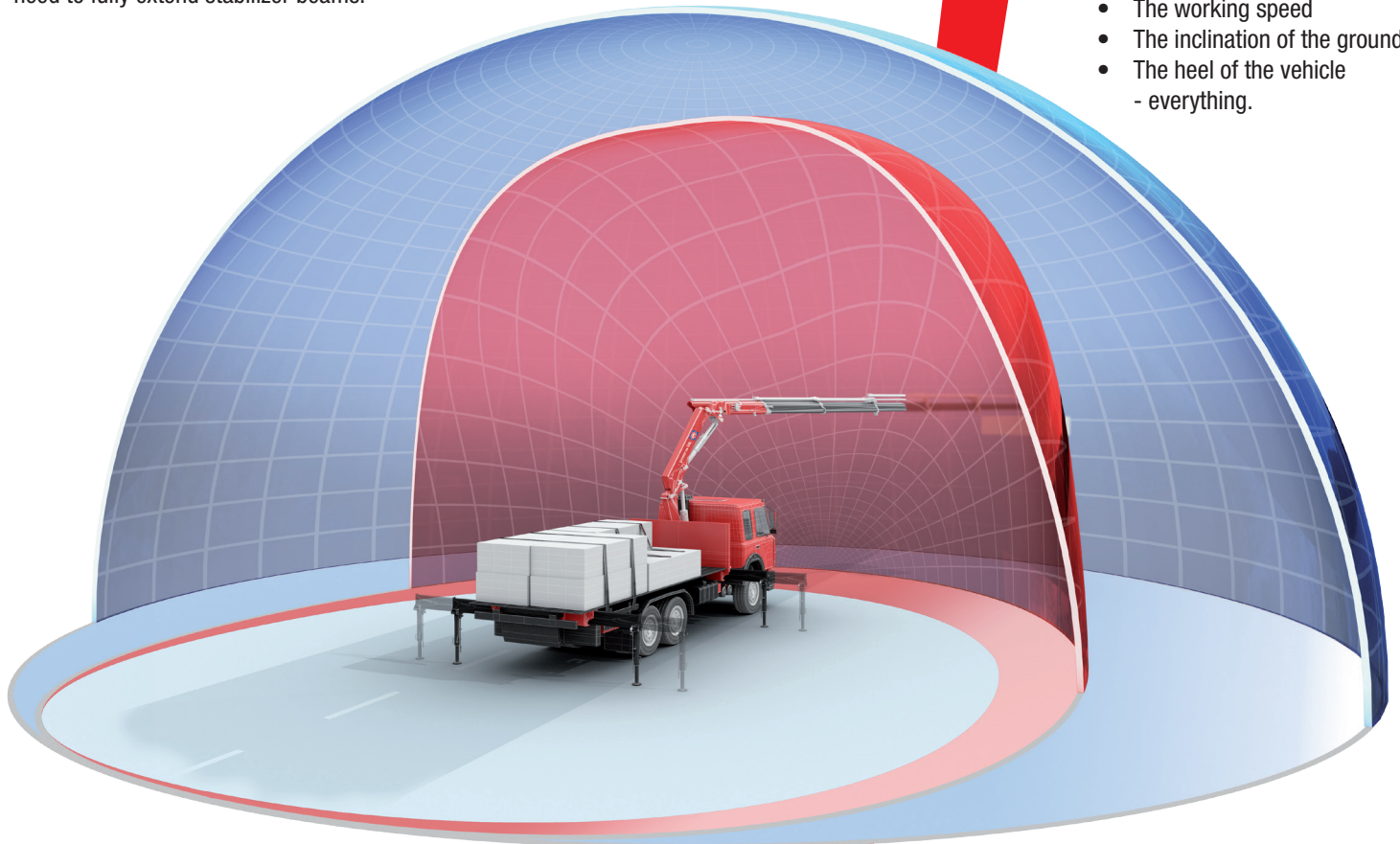


EVS provides full Capacity right to the Limit - also in high Positions

The EVS stability safety system allows you to work with the crane to its maximum permissible lifting capacity - within the 360° movement, including over the driver's cab without the need to fully extend stabilizer beams.

The EVS system carries out active monitoring of vehicle stability in the entire 360° working area around the vehicle. The system includes all current conditions:

- The load on the vehicle
- The load moment of the crane
- The working speed
- The inclination of the ground
- The heel of the vehicle - everything.



MEWP

HMF offers a series of personnel baskets also called MEWPs (Mobile Elevating Work Platform), covering every need and providing maximum safety for the personnel.

All HMF's personnel baskets comply with the strict rules for safety in the EN280 standard.



Fly-Jibs

HMF provides different types of Fly-Jibs; It is possible to lead the winch via the Fly-Jib. HMF Fly-Jibs are available with extra valves, and this means that you can for example fit a grab on the Fly-Jib.



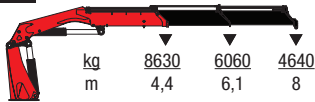
Minimum space requirements

Minimum space requirements for the large crane range give you more space on the truck body - and better economy.

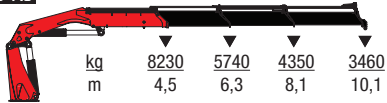


- power to lift

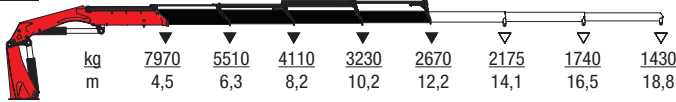
4020-K2



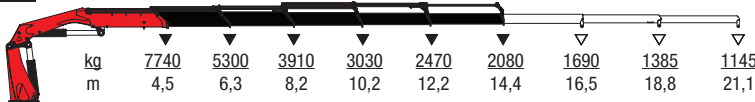
4020-K3



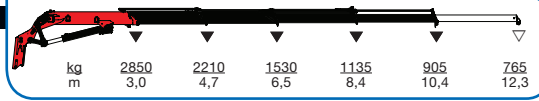
4020-K4



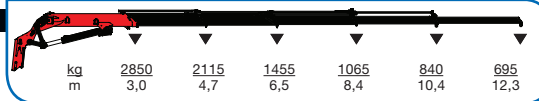
4020-K5



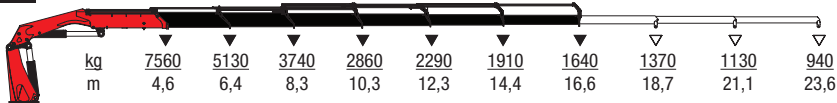
HMF FJ1000-K4



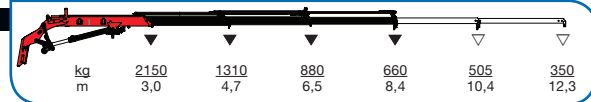
HMF FJ1000-K5



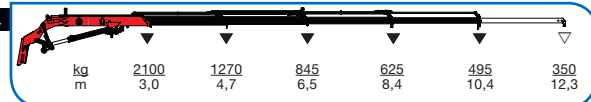
4020-K6



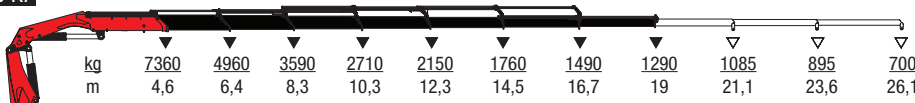
HMF FJ600-K3



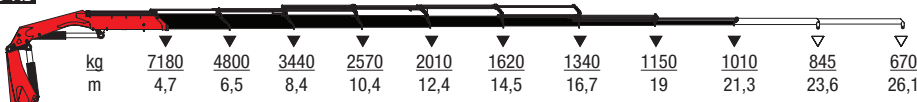
HMF FJ600-K4



4020-K7



4020-K8



▼ Lifting capacity, no manual extensions
▽ Lifting capacity with manual extensions



Z008829-13

We reserve the right to introduce improvements and modifications



- power to lift

HMF Group A/S

Oddervej 200 · DK-8270 Højbjerg
Tlf.: +45 8627 0800 · Fax +45 8627 0744 · info@hmf.dk

www.hmf.dk